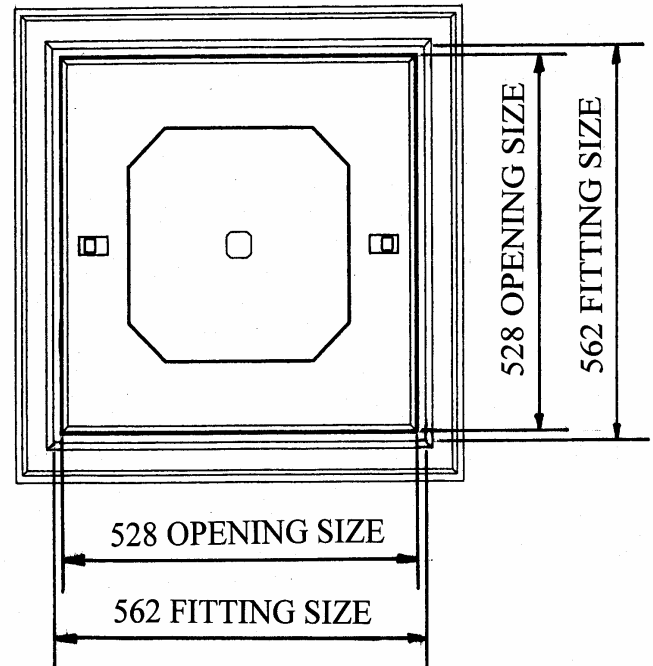
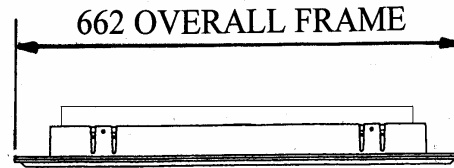
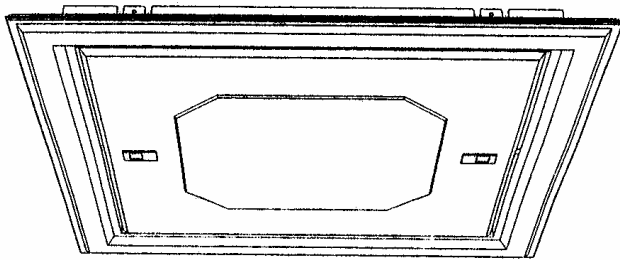


**PUSH UP LOFT ACCESS DOOR INSULATED TO PART L REGULATIONS**

**CODE GL260L EPS**



**Description:**

The GL260 Push Up Loft Access Door provides an unobtrusive and cost effective alternative to traditional loft space access.

The catches pull the door down onto the compression seal to give a tight seal between the door and frame preventing the problem of moist air entering the roof space and causing damage to the roof structure and items in the loft space. Also included with in the door is 110mm of EPS insulation material.

The door and frame have been designed with the aesthetic appearance of the modern home in mind and finished with a lightly textured surface that can be easily cleaned with a solvent free damp cloth.

Alternatively the GL260 can be painted to match interior decor.

COLOUR	White Textured Finish
PACKING DETAILS	Individual cardboard box with internal polythene bag
MATERIAL	High impact Injection moulded Polystyrene
DOOR SEAL	PVC Foam
FRAME SEAL	Polyurethane
INSULATION	EPS
U-VALUE	0.35 W/m <sup>2</sup> k

**Environmental Assessment**

Expanded Polystyrene Insulation used in the GL260 EPS Has a Global Warming Potential (GWP) of less than 5 and is CFC/HCFC-free with zero Ozone Depletion Potential (ODP)

MANTHORPE BUILDING PRODUCTS LTD  
 MANTHORPE HOUSE  
 BRITTIAN DRIVE  
 CODNOR GATE BUSINESS PARK  
 RIPLEY  
 DERBYSHIRE DE5 3ND

TEL: 01773 514 200  
 FAX: 01773 514 262  
 EMAIL: [sales@manthorpe.co.uk](mailto:sales@manthorpe.co.uk)  
 WEB: [www.manthorpe.co.uk](http://www.manthorpe.co.uk)

DRN M.C

Date 16.07.03

DRG No

Issue

The company maintains a policy of continuous development of its product range and reserves the right to amend the specification without notice.

**MBP 8193**

**A**